



Rawdah System for Nursery Management

A comprehensive and integrated system designed to manage all nursery departments for successful administration. It is tailored for staff, parents, and students.

Powered by

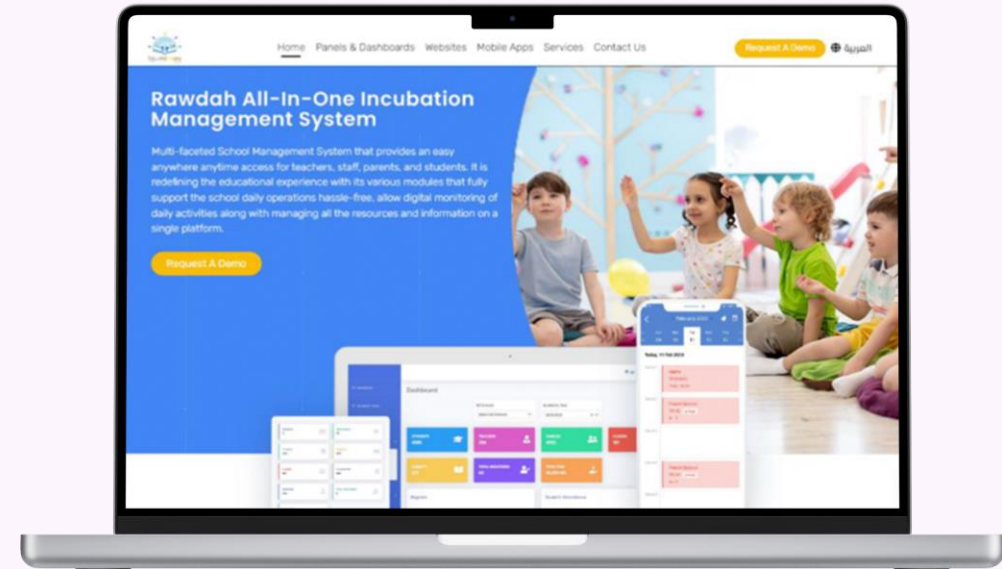


Key Features of the Rawdah Platform

Rawdah:

Rawdah is a specialized system for managing nurseries, educational processes, and e-learning in early childhood institutions. It also facilitates communication between parents and teachers through the nursery's dedicated website or mobile application.

The system enables seamless delivery of educational content, class schedules, and exam timetables for different learning stages, keeping parents and students continuously informed. It also supports the admission process for new students as well as tuition fee payments for the academic year. The platform is available in both English and Arabic, and can be accessed via the web and mobile devices.



System Modules



Enrollment



Timetables



Nursery Grades



Entitlements



Announcements



Complaints



Audit Log



Attendance



Nursery Payments
(Installments)



General Settings



Notifications



Printable
Documents



Users & Permissions



Homework Sheets



Interactive Online Lessons
via Microsoft Teams



Online store



System Users

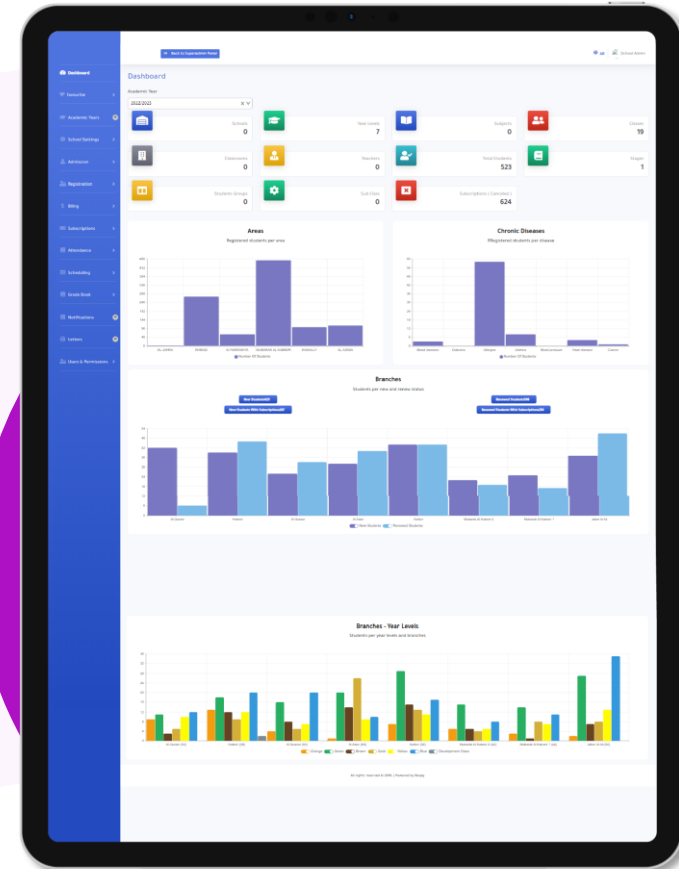
- Department Heads
- Admission & Registration Officers
- Parents
- System Administrators
- Students
- Accountants
- Social Workers
- Teachers



Dashboard (System Features)

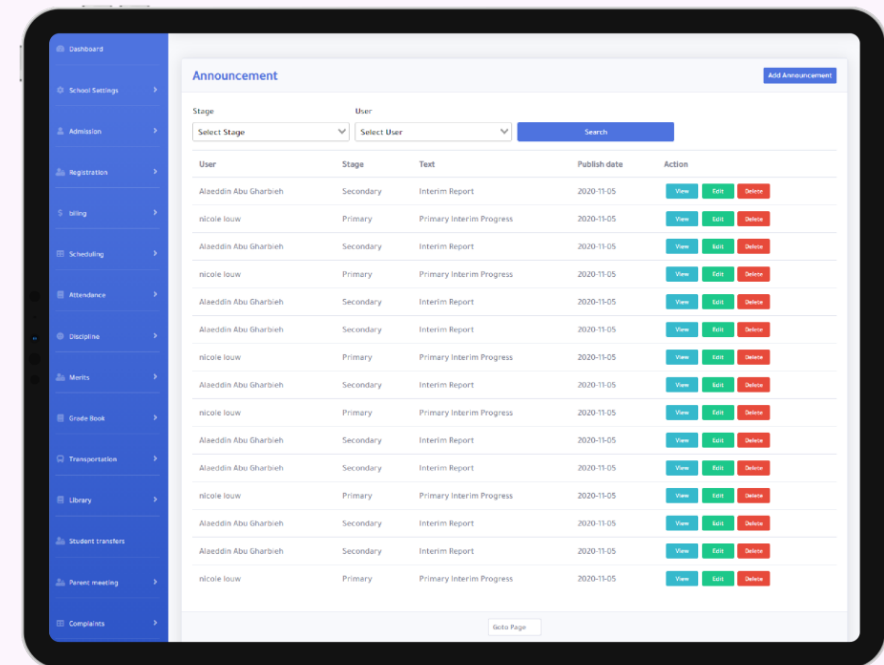
Homepage:

Consists of a set of statistics providing a complete overview of the nursery.



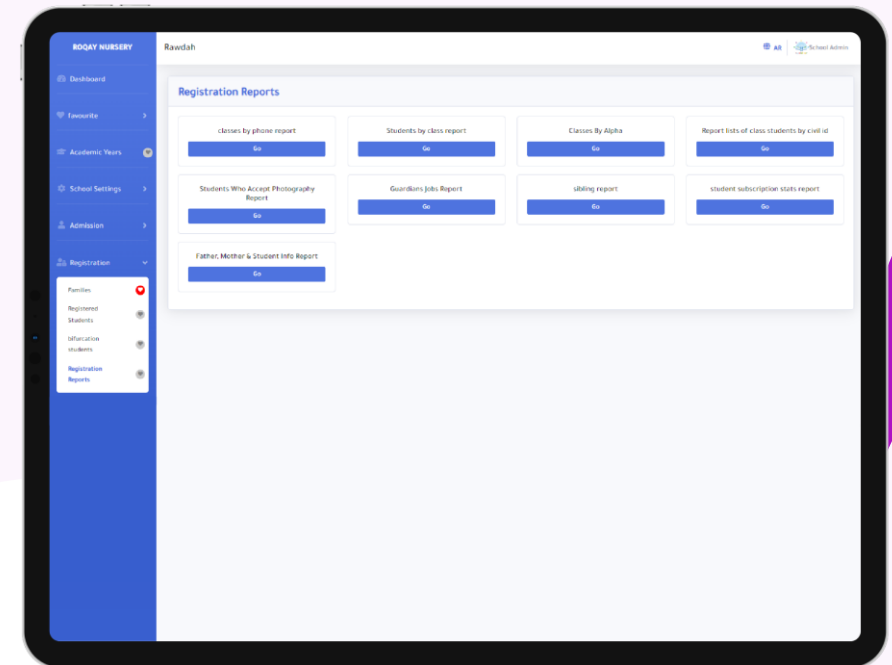
General Settings

- A bilingual control panel (Arabic & English) with a responsive design accessible from any computer, laptop, tablet, or mobile phone.
- Includes a set of nursery-related settings required to enable full system operation.
- The system administrator can add, update, or delete the nursery's general data.
- The system administrator can also add users and assign permissions for each user.
- The system provides financial reports as well as admission and registration reports.
- It also displays key statistics related to the entire system.



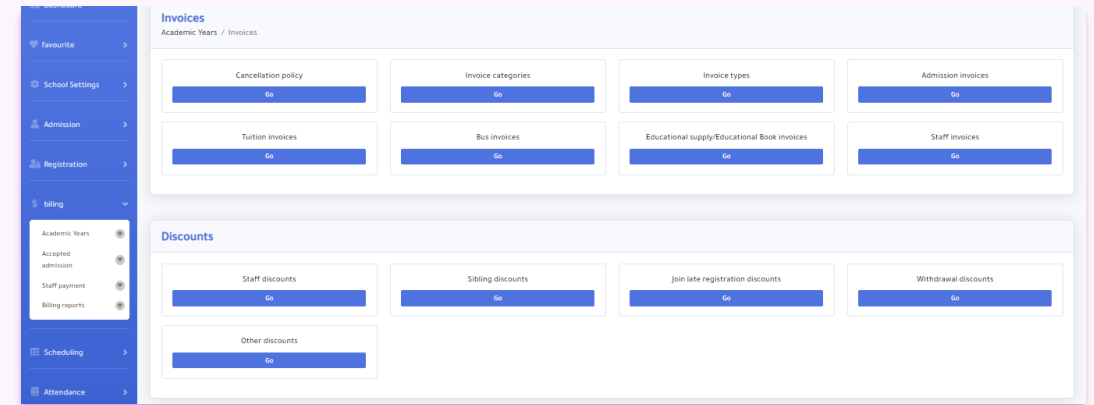
Enrollment

- During the enrollment stage, the registration officer enters all information related to the child, the family, the father, and the mother.
 - A unique family code is generated to include all family members, making it easier to manage siblings later on.
 - The system provides access to all registered student families and their related data.
 - After registering a student, setup fees are automatically applied to the student.
 - Once fees are applied, the system allows easy access to student families to review and pay the applicable fees.
 - The system enables access to all registered students, assigning them to classes, and re-enrolling students from one subscription to another.
 - A withdrawal request can also be submitted for registered students by entering the withdrawal date and related details. The director then reviews the request and takes the necessary action, such as canceling it, approving it, or applying the appropriate withdrawal discount.
- Enrollment reports can be generated, such as the Student Enrollment Report and the Student Subscription Report.



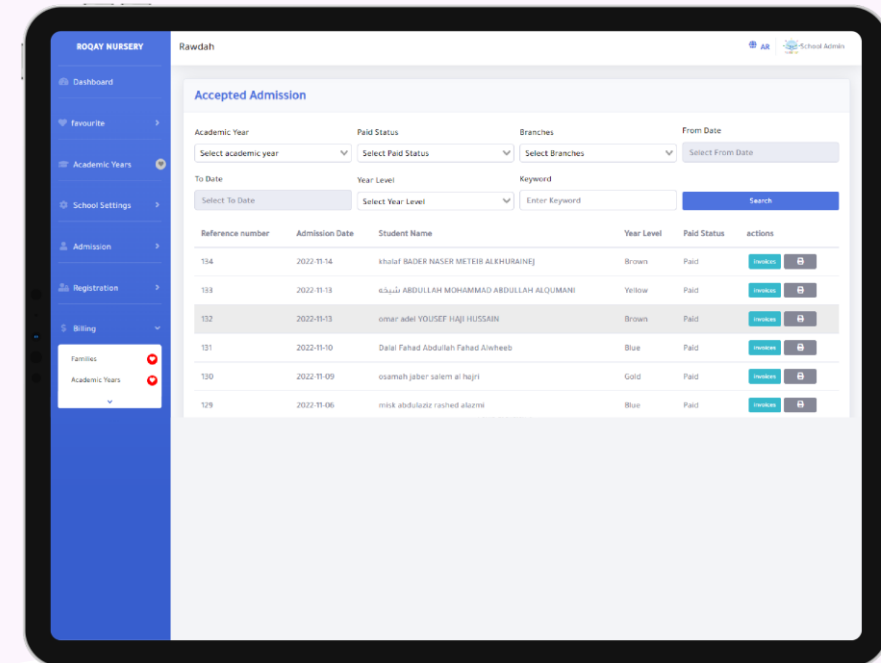
Payment System

- The system covers all payments related to admission, enrollment, tuition fees, transportation fees, and book fees.
- It also includes payment discounts such as staff discounts and any other discounts defined by the nursery.
- The system supports refund policies and the application of payment and refund conditions.
- Online payment is enabled through integration with KNET, My Bill, or any other payment gateway provided by the nursery.
- Payments can be made electronically via the nursery's website or mobile application.



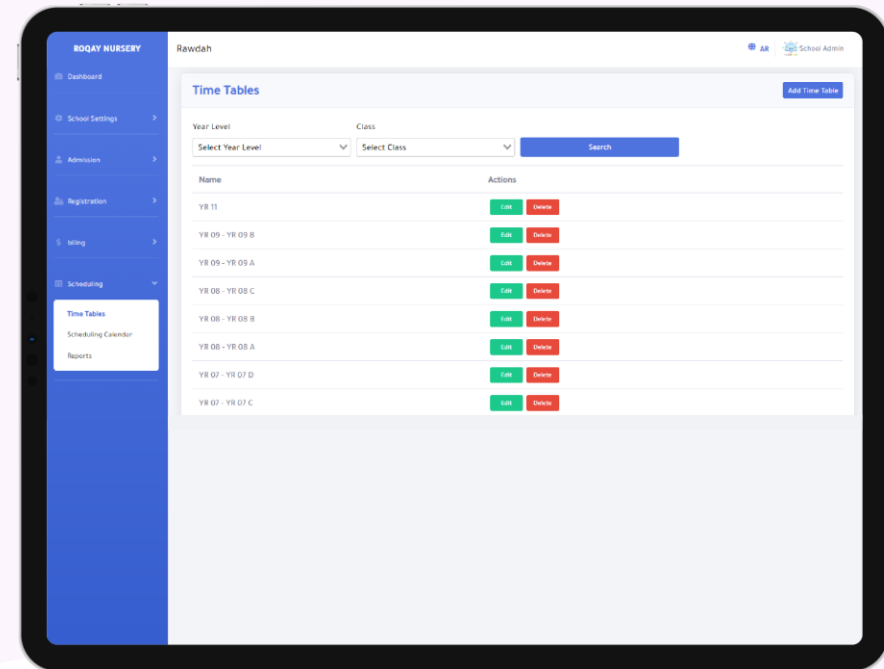
Accounting & Subscriptions (Installments)

- Configure fee settings for each academic year based on fee type and educational stage.
- The system also supports payment discounts such as sibling discounts, staff discounts, and any other discounts defined by the nursery through:
 - Setting up discount rules.
 - Applying discounts to student fees.
- Billing in the system is subscription-based, allowing parents to choose flexible payment plans (monthly, quarterly, annually, or for a custom number of months).
- The system also includes withdrawal and exit policies.



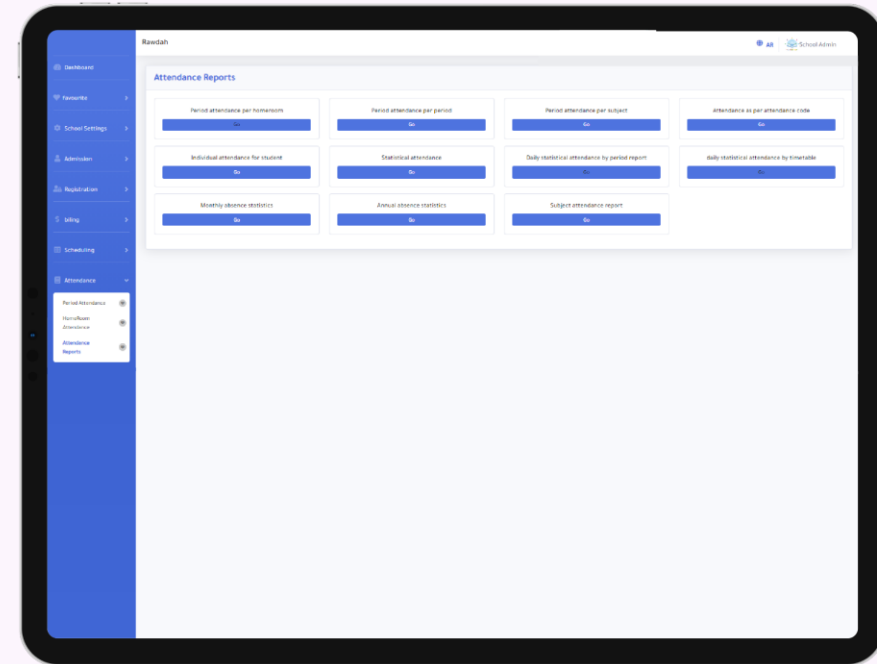
Timetables

- The system administrator can set up all required data for creating timetables, such as the number of daily classes and the nursery's working days.
- Timetables can be created for each class by selecting the educational stage and class, then assigning subjects and the teachers responsible for each subject.
- The administrator can define the nursery's academic calendar, including working days, holidays, and the start of the week.
- The system also provides timetable reports for teachers, classes, and subjects.



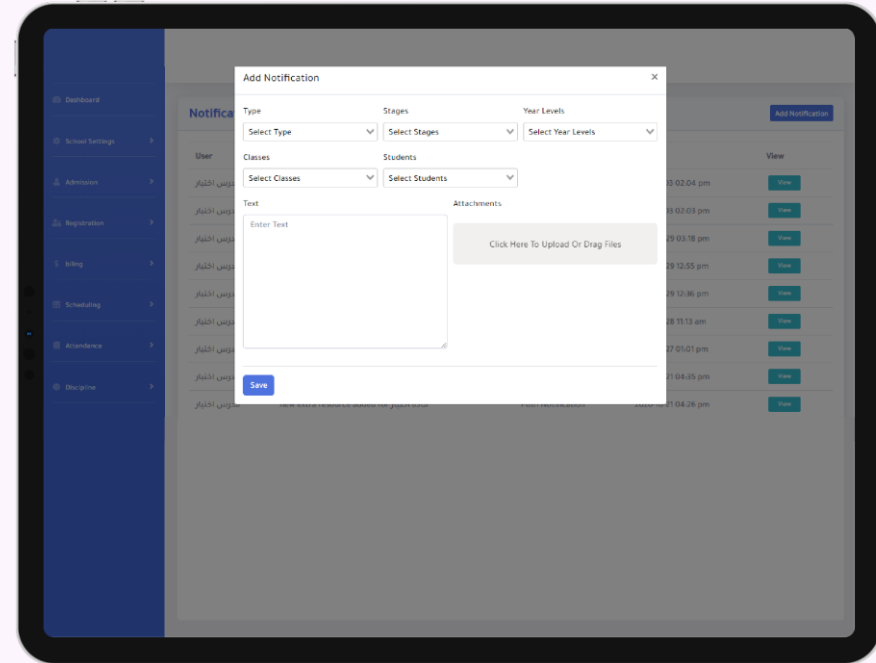
Student Grades

- The system allows calculating students' grades by entering subject marks into a structure of columns, factors, and weighted scales.
- The final subject grade is calculated using formulas such as total, average, or any calculation method defined by the nursery.
- Parents can continuously monitor their child's grades through the nursery's website and mobile application.



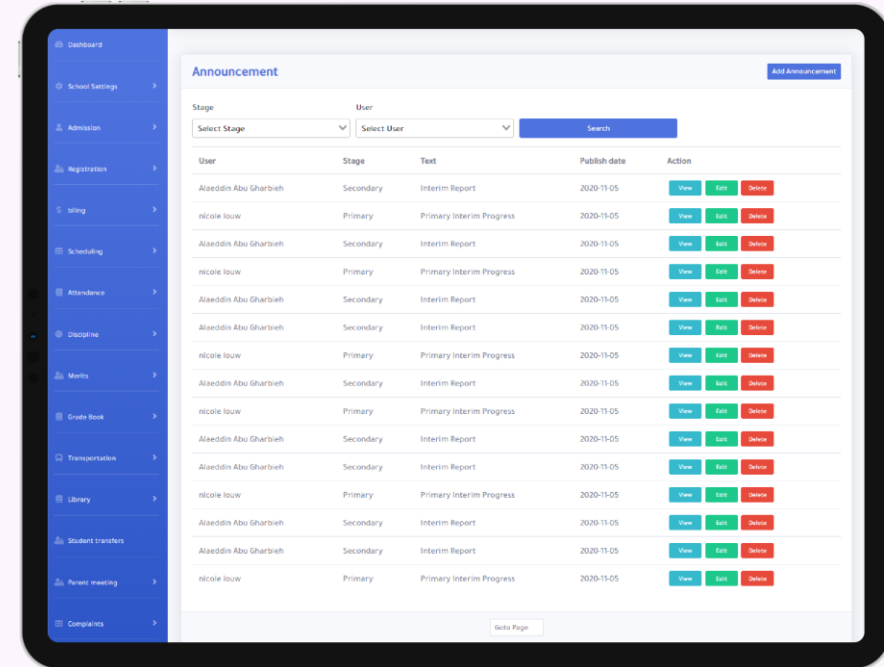
Notifications

The system allows sending notifications to students and parents at different levels: nursery-wide, class level, individual student, or a specific group of students.



Announcements

Rawdah supports sending announcements to students and parents at the nursery level, class level, individual student, or a specific group of students.



Printable Documents

The system provides the ability to print official nursery documents such as transfer letters, clearance certificates, or any other documents the nursery wishes to generate.




E-commerce Store

The E-Store is a fully integrated feature that enables the nursery to showcase and sell products and services to parents in a simple and secure way.

Through this feature, the nursery can add products such as uniforms, books, educational materials, and toys. Parents can browse and purchase these products directly using various online payment methods.

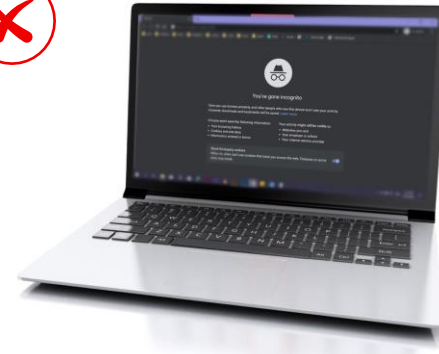
The system also provides inventory management, along with the option to activate promotional coupons.

This feature helps the nursery create an additional revenue stream, simplifies the purchasing experience for parents, reduces administrative effort through automation, and supports decision-making with accurate and transparent reports.



System Logs

The system records all activities performed within the platform, including the user who carried out the action, along with the date and time. This allows the administrator to track everything happening in the system and identify the responsible users.



Nothing is
hidden in our
system



Everything is
archived and
fully traceable.



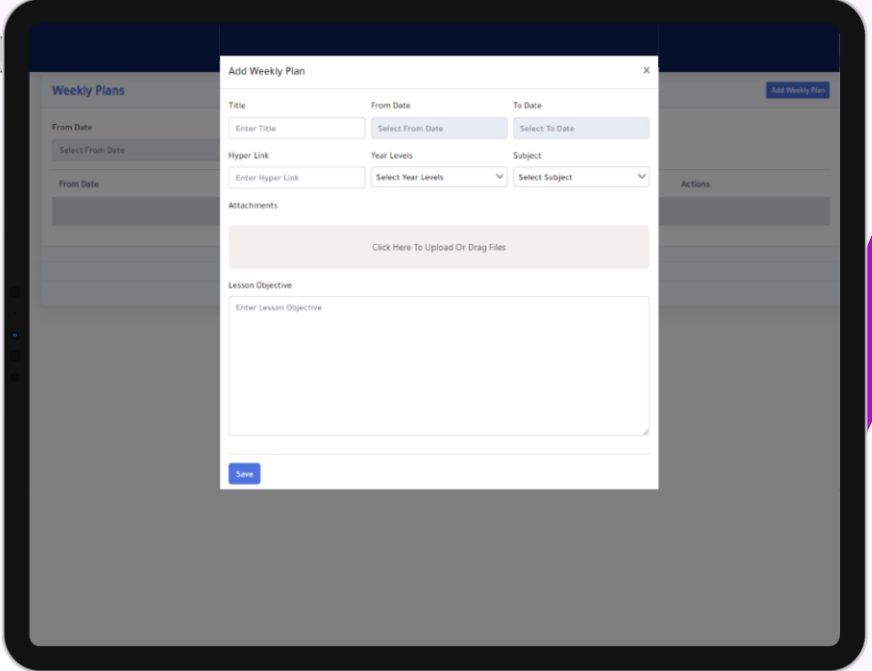
Users & Permissions

- The system provides the ability to define all roles that can access the platform and assign specific permissions to each role based on its nature.
- It also allows adding new users and assigning a role to each user individually.



Teachers & Department Heads Dashboard

- Department Heads' Permissions
- Monitor messages between teachers and parents.
- Add weekly lesson plans for each subject and educational stage.
- Schedule exams for each subject and stage.
- Upload worksheets related to the subjects and stages they supervise.
- Assign student homework and extra courses to improve academic performance.
- Track student absences.
- Publish announcements to parents.
- Monitor student grades.
- Review and manage field trip requests.



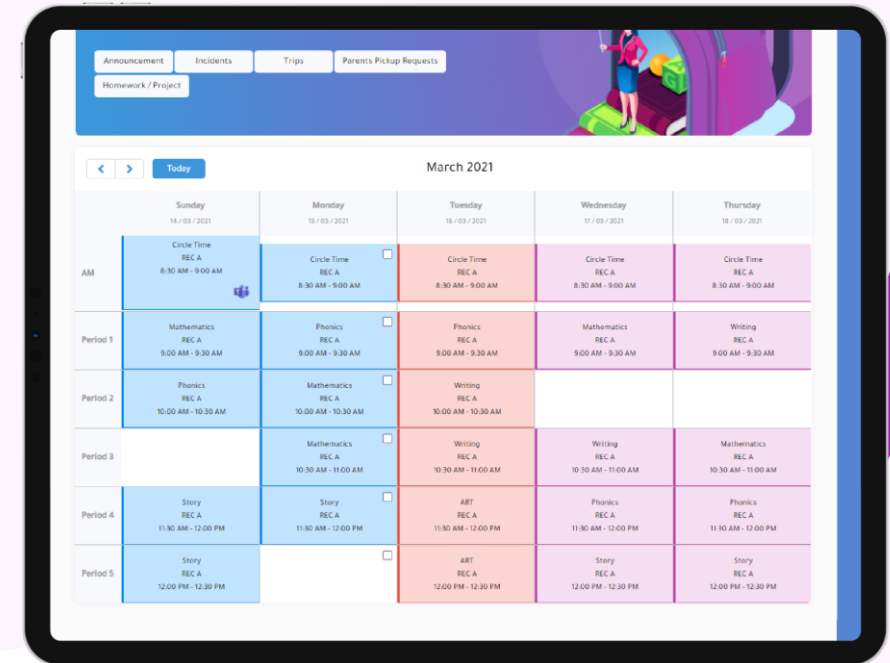
The screenshot displays a tablet interface for the 'Teachers & Department Heads Dashboard'. A modal window titled 'Add Weekly Plan' is open, allowing users to create new lesson plans. The form includes fields for 'Title', 'From Date', 'To Date', 'Hyper Link', 'Year Levels', and 'Subject'. There is also an 'Attachments' section with a 'Click Here To Upload Or Drag Files' link and a 'Lesson Objective' text area. A 'Save' button is located at the bottom left of the modal. The background shows a 'Weekly Plans' table with columns for 'From Date', 'Hyper Link', and 'From Date', and an 'Add Weekly Plan' button in the top right corner.



Teacher Dashboard

Teachers can:

- View their personal timetable.
- Start online sessions with their class via Microsoft Teams or Big Blue Button.
- Add lessons, assignments, and additional learning resources for students.
- Enter and manage student grades.
- Record student attendance and absences.



Add Lesson Plan

Classes
Add Class +

Date	Class	Period
Date	Class	Period
15 March, 2021	Select Class	Select Perio

Title

Hyper Link

Attachments

Enter Title

Enter Hyper Link

Click Here To Upload Or Drag Files

Video

Objective

Click Here To Upload Or Drag Files

Enter Objective

Notes

Enter Notes

Save

- View messages sent by parents and communicate with them directly.
- Add rewards for students or deduct grades when necessary.
- Schedule available slots for one-on-one meetings with parents.
- Track parent meeting requests.
- Monitor bus service requests.
- Submit field trip requests.

KG PM - Afternoon / Mathematics / Period 2

Attendance
Grades
Lesson Plans
Merits
Individual Meeting
Group Meeting

Marking Period
Term 2
Date
15 March, 2021

No attendance entered for the selected day!

	Name	Present	Absent	Late	Absent With Excuse	Leaving Early
1	Adel Ahmad AlJazzaf	<input checked="" type="radio"/>	<input type="radio"/>	<input type="radio"/>	<input type="radio"/>	<input type="radio"/>
2	Ali Adel Jaber	<input checked="" type="radio"/>	<input type="radio"/>	<input type="radio"/>	<input type="radio"/>	<input type="radio"/>
3	Ali Mohamed Moen Hamada	<input checked="" type="radio"/>	<input type="radio"/>	<input type="radio"/>	<input type="radio"/>	<input type="radio"/>



Assignments and Documents

Add Homework / Project

Title

Enter Title

Lesson Link

Enter Lesson link

Publish Date

Select Publish date

Publish Time

Select Publish time

Closing Date

Select Closing date

Closing Time

Select Closing time

Due Date

Select Due date

Due Time

Select Due time

☐ Degree ☐ Appreciation

Classes

Select Classes

Subject

Select Subject

Send To

All

Materials

Click Here To Upload Or Drag Files

Instructions

Enter Instructions

Powered by PQINA



Assignments & Documents

Nursery Website (for Students & Parents)

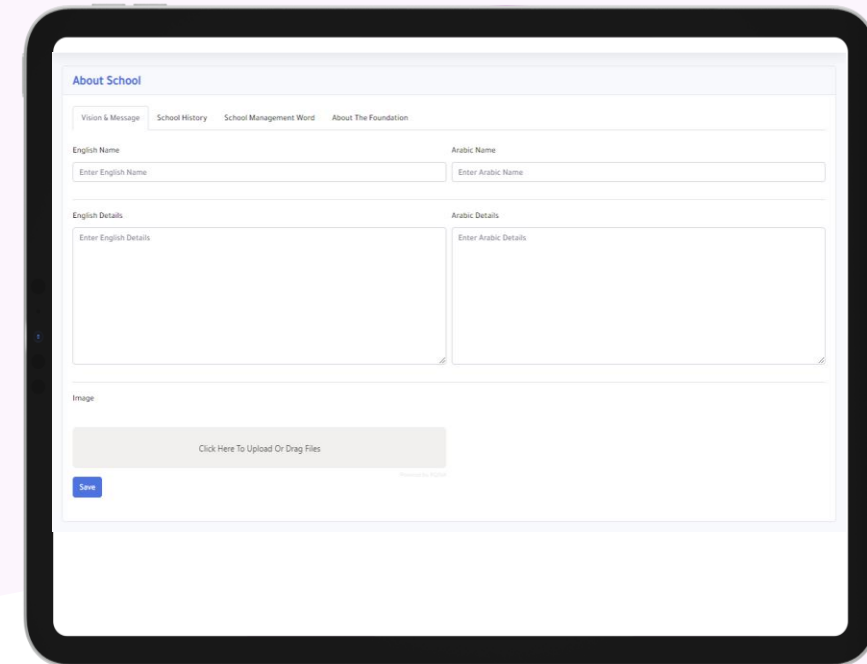
The nursery's website consists of two sections:

- Section One:

Showcases nursery information in an attractive way for site visitors.

- Section Two:

Dedicated to parents and students, enabling them to monitor student behavior, lessons, and interactions with teachers. It also allows completing online payments. Students can follow their lessons and grades, as well as attend virtual learning sessions with teachers through the system.



The screenshot displays a web form titled "About School" with a navigation bar containing links: "Vision & Message", "School History", "School Management Word", and "About The Foundation". The form is divided into two columns: "English Name" and "Arabic Name". Each column has a text input field labeled "Enter English Name" and "Enter Arabic Name" respectively. Below these are larger text areas labeled "English Details" and "Arabic Details" with the placeholder text "Enter English Details" and "Enter Arabic Details". At the bottom, there is an "Image" section with a button labeled "Click Here To Upload Or Drag Files" and a "Save" button.



Assignments & Documents Nursery Website (for Students & Parents)

- Students and parents can track studies, assignments, and additional resources.
- Students and parents can monitor grades and evaluations.
- Students and parents can view the timetable and attendance records.
- Parents can book one-on-one meetings or parent-teacher conferences.
- Parents can send messages to teachers and receive messages and notifications.
- Students can attend virtual classes with teachers through the system using Microsoft Teams or Big Blue Button.
- Parents can submit requests to prevent the student from boarding the bus.
- Parents can pay nursery fees online.



Sample Screens for Students & Parents

Attendance & Timetable

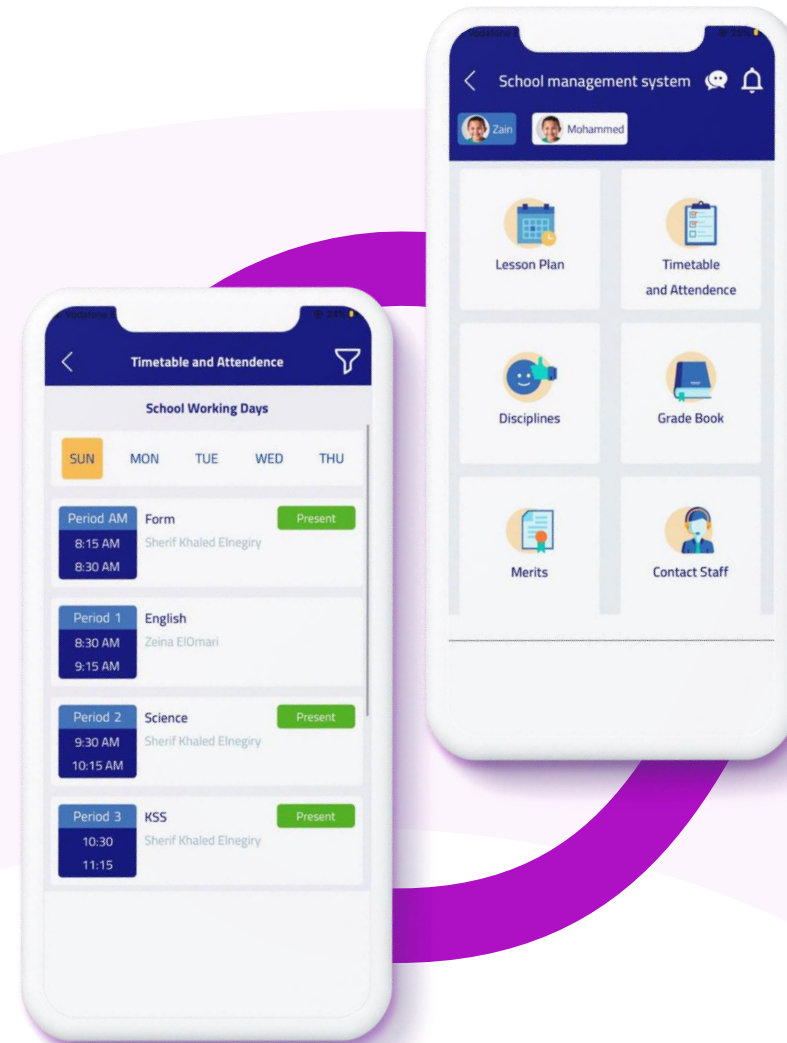
Lesson Plan

Messages

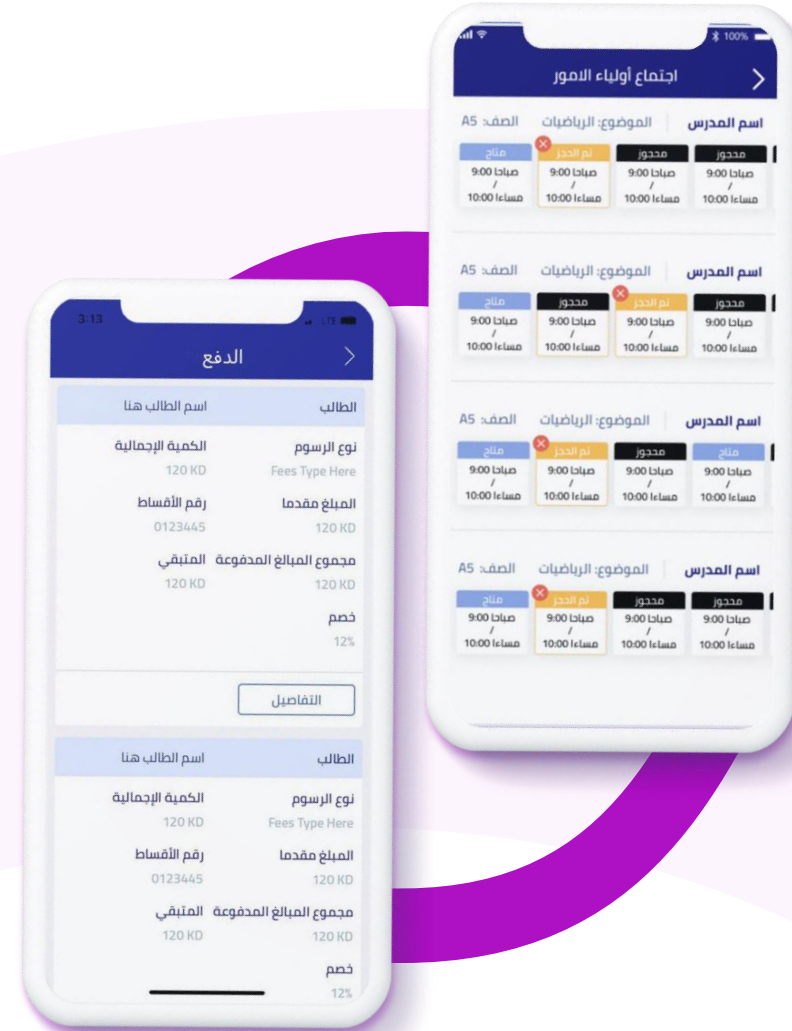


Application (for Students & Parents)

- Students and parents can track studies, assignments, and additional learning resources.
- Students and parents can monitor grades and evaluations.
- Students and parents can view the timetable and attendance records.
- Parents can book one-on-one meetings or parent-teacher conferences with teachers.



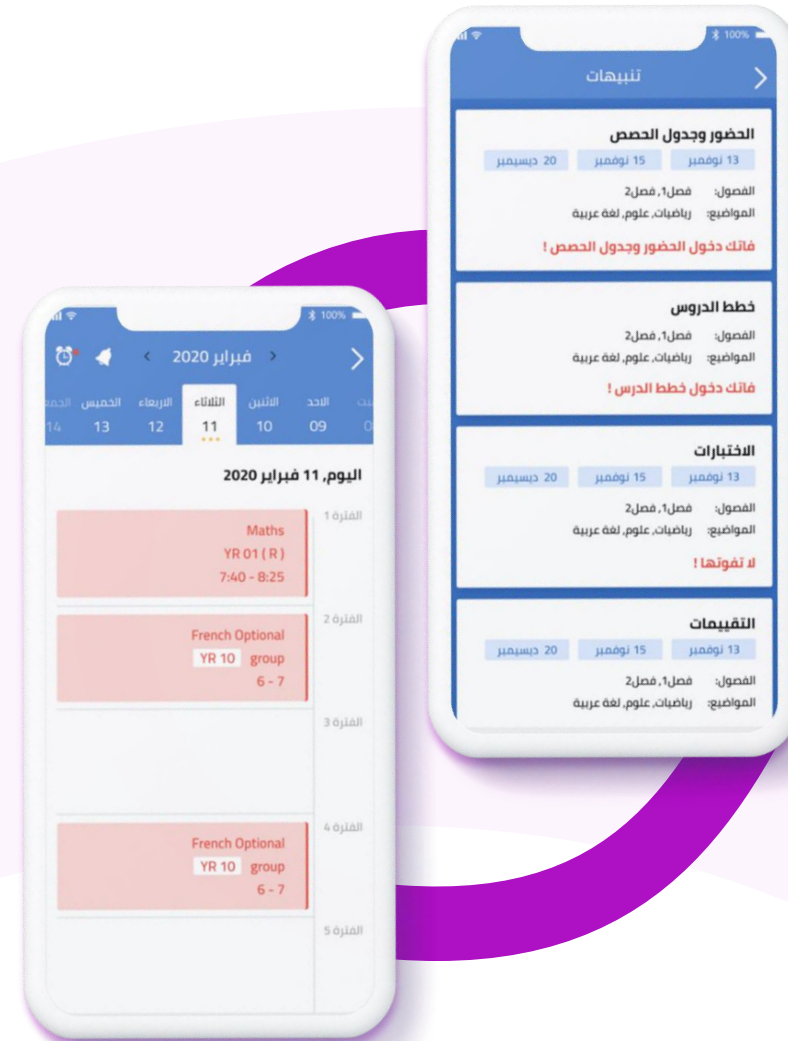
- Parents can send messages to teachers and receive messages and notifications.
- Students can attend virtual lessons with teachers through the system using Microsoft Teams or Big Blue Button.
- Parents can submit requests to prevent their child from boarding the bus.
- Parents can pay nursery fees online.



Parent Mobile Application

Through the app, teachers can:

- View their class timetable.
- Enter and manage student grades.
- Start online sessions with students.
- Add lessons, assignments, and additional resources for students.
- Record student attendance and absences.
- View messages from parents and communicate with them directly.
- Schedule available time slots for one-on-one meetings with parents.
- Track parent meeting requests.



Integration and Connectivity with Other Systems

The system is distinguished by its ability to integrate and connect with various external systems, providing greater efficiency and enhanced functionality.

For example:

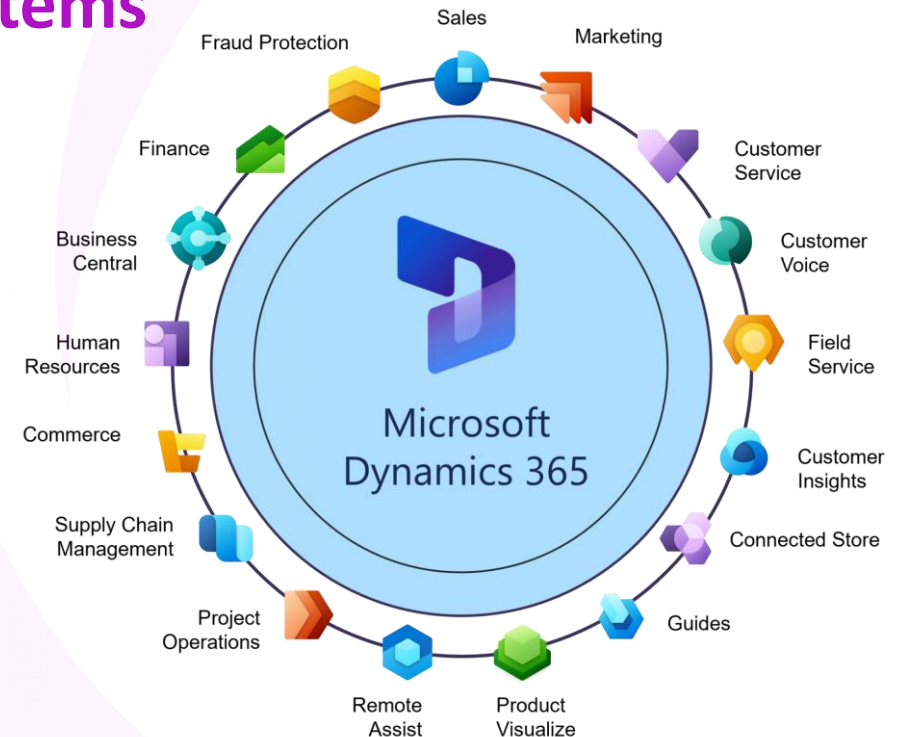
Integration with online classroom platforms such as **Microsoft Teams**.



Integration and Connectivity with Other Systems

Integration with Microsoft Dynamics

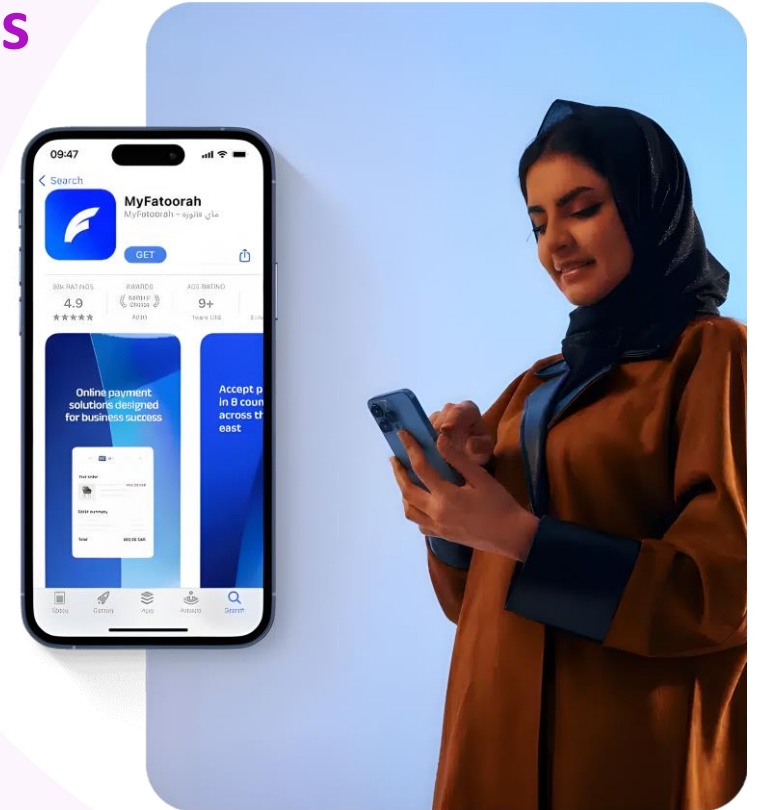
The system is directly integrated with Microsoft Dynamics to automatically and instantly transfer all revenue and payment data. This ensures unified financial information across platforms, continuous real-time updates, reduced errors from manual entry, and enhanced accuracy and speed of financial reporting.



Integration and Connectivity with Other Systems

The system supports integration with various online payment gateways, such as **My Fatoorah**, enabling parents to pay fees and purchases easily and securely.

Through this integration, financial transactions are updated instantly within the system. This helps simplify the collection process, reduce reliance on cash, improve financial data accuracy, and enhance the user experience by allowing payments anytime and from anywhere.



Microsoft Teams Integration Features

Meet anyone, anywhere

Host online meetings for two people or for groups of up to 10,000, with a unified and consistent experience across all platforms.

Leverage smart insights

Make online meetings more effective by sharing context and content, while leveraging AI to enhance collaboration.

Secure meetings you can trust

Enjoy safe online meetings with high-quality audio and video, along with reliable screen sharing.

Seamless content sharing

Easily share content and collaborate with others during meetings through smooth integration with Microsoft 365.

Enhanced privacy with video controls

Preview your video and audio before joining a meeting. Turn on video to boost engagement with remote participants, and use intelligent background blur to maintain focus and minimize distractions.

Meeting recordings

Record audio, video, and screen sharing during Teams meetings. The automatic transcription feature allows you to review discussions and search through text for key points.



Storage Capacity

The company will provide **2TB of storage** with the system to accommodate the largest possible amount of educational files uploaded by the nursery.

The nursery will bear the cost of additional storage if it wishes to expand beyond the provided capacity.



Security Systems

We have strengthened the system's reliability and performance by implementing **international quality standards**. The system has undergone rigorous **Penetration, Security, and Code Testing** to ensure it operates as a fully integrated, high-quality solution.

As part of the annual maintenance contract, the company conducts security testing every **six months**, addressing and resolving any vulnerabilities identified in the system.



AWS Cloud Security

Enhance your security posture with the infrastructure and services provided by **Amazon Web Services (AWS)**. With AWS, you gain the control and confidence needed to securely run your business on the cloud, leveraging the world's most flexible and secure computing environment.

As an AWS customer, you benefit from Amazon's **data centers and global network**, purpose-built to protect your information, identities, applications, and devices. AWS enables you to meet core security and compliance requirements such as **data locality, protection, and confidentiality** while automating manual security tasks so you can focus on scaling your business and driving innovation. Additionally, AWS offers a **pay-as-you-go model**, meaning you only pay for the services you actually use. All AWS customers benefit from being on the only commercial cloud platform that has undergone extensive security assessments of its service offerings and supply chain, and has been recognized as secure enough to handle the world's most sensitive and highly classified workloads.

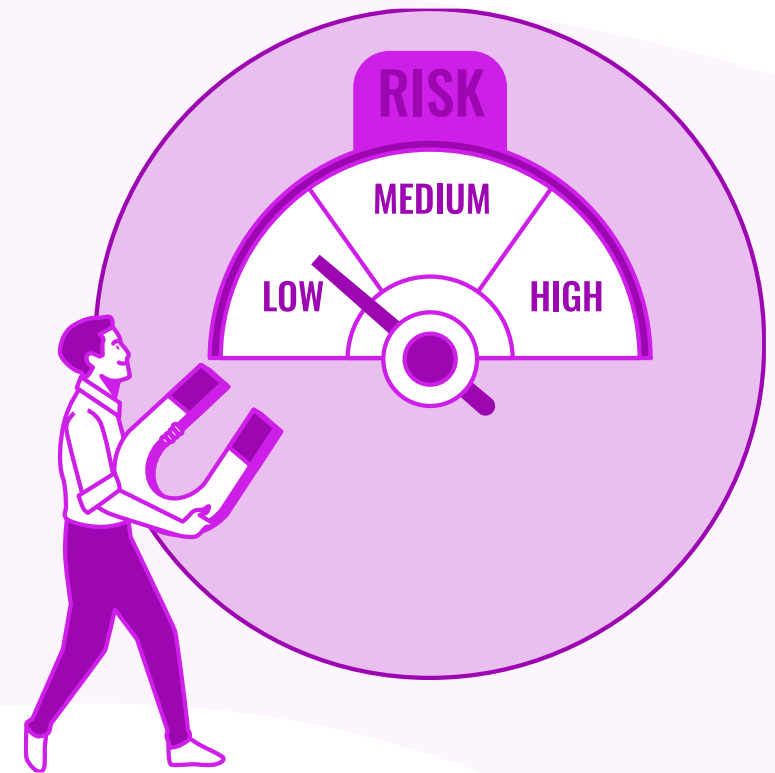
Amazon Web Services (AWS)

Amazon Web Services (AWS) is the world's most comprehensive and widely adopted cloud platform, offering more than **175 fully featured services** from data centers globally. Millions of customers—including fast-growing startups, large enterprises, and leading government agencies—use AWS to **reduce costs, increase agility, and accelerate innovation**.



Benefits of AWS Cloud Security

- Secure Scalability with First-Class Visibility and Control
- Automation and Risk Reduction with Highly Integrated Services
- Built with the Highest Standards of Privacy and Data Protection
- The Largest Ecosystem of Security Partners and Solutions
- Access to the Most Comprehensive Security and Compliance Controls



Deliverables

- Admin Dashboard with system management and role-based permissions.
- Teacher Dashboard for class, student, and academic management.
- Web & Mobile Dashboards with dedicated functionalities.
- Website for students, parents, and teachers.
- Mobile Application for students, parents, and teachers.
- Cloud Storage with 2TB capacity.



Technical Stack

- **Backend Development:** PHP with the powerful Laravel framework.
- **Frontend Development:** Bootstrap with HTML & CSS.
- **Website CMS:** WordPress.
- **Database:** MySQL.
- **Mobile Applications:** Custom apps for both iOS and Android.



Future Plan

Our company strongly believes in the importance of continuous development to ensure that our systems operate efficiently for years to come while keeping pace with the latest technologies available in the market. The company has already begun enhancing this system by adding new services and developing additional systems that can be integrated to increase its efficiency and comprehensiveness.



Here is a list of the future plans that will be worked on soon:

- Electronic curricula system and e-learning content management.
- The system automatically creates timetables after entering some data such as teachers' data, subjects, classes, and halls.
- A system to distribute non-teaching tasks to teachers according to their abilities, their roles in the nursery, or their assigned timetables.
- Integration with other educational systems such as the “Zaker” system to maximize the use of the integrated educational content they provide.
- A new system to manage the cafeteria inside the nursery.
- A new system to manage the nursery club.
- A new system to manage communication with external universities and students.
- A new system to manage alumni affairs and continue communication with them.
- A new system to manage nursery inventory and sales such as the nursery uniform and so on.
- An integrated system for managing teachers' human resources.



Thank You!



www.mazayasolutions.com